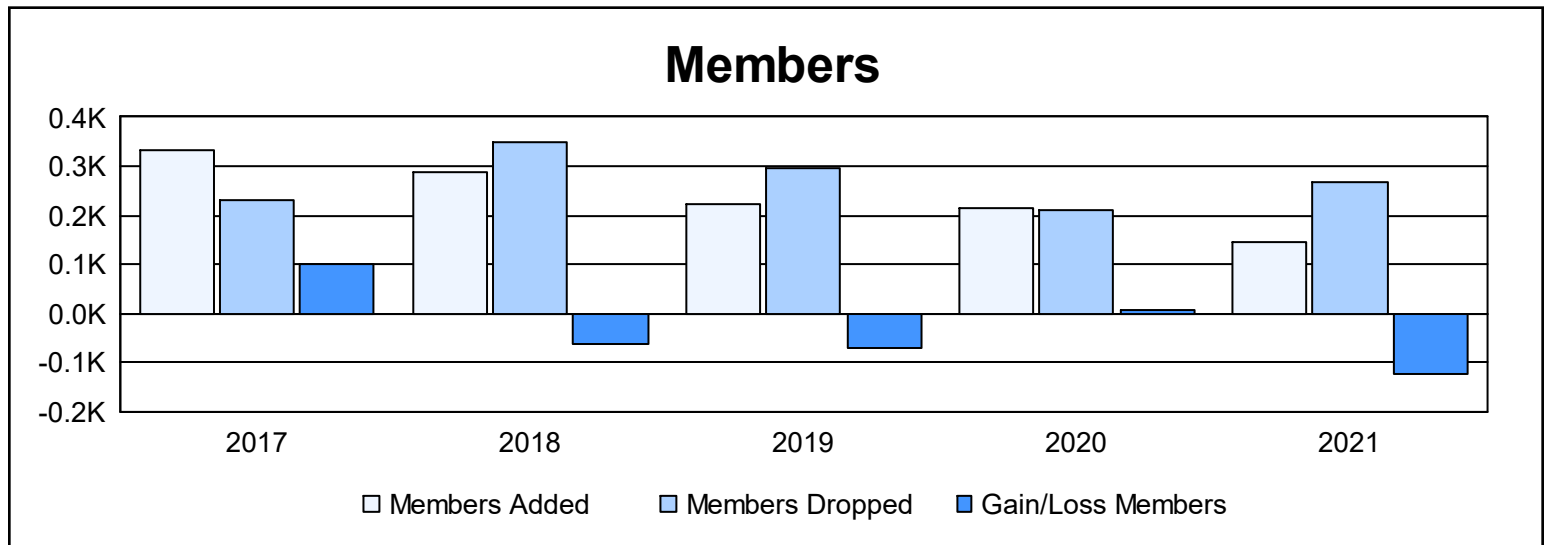
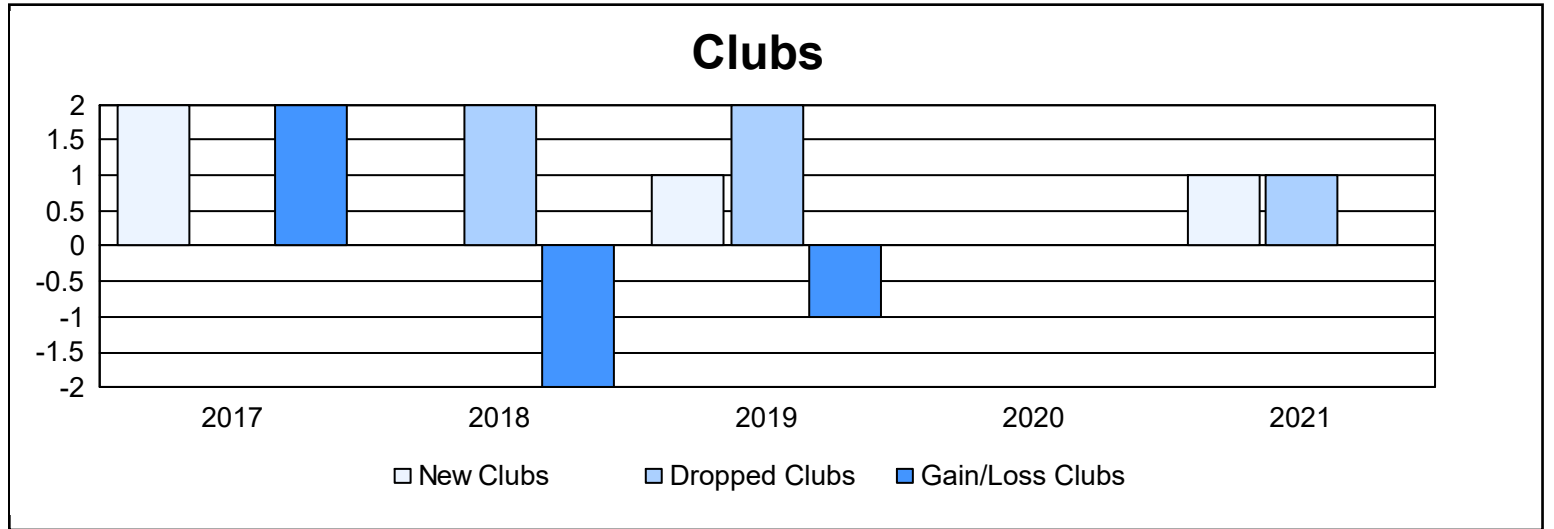
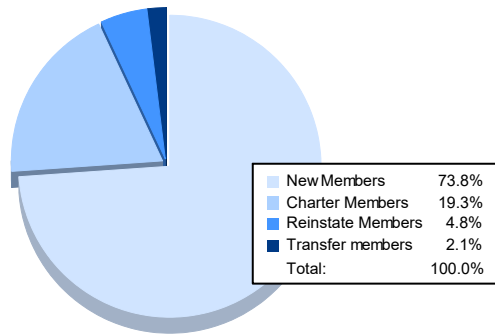


Year	New Clubs	Dropped Clubs	Gain/ Loss Clubs	New Members	Charter Members	Reinstate Members	Transfer Members	Total Member Added	Total Members Dropped	Gain/ Loss Members
2016-2017	2	0	2	253	68	8	3	332	230	102
2017-2018	0	2	-2	252	1	10	26	289	350	-61
2018-2019	1	2	-1	178	24	13	8	223	295	-72
2019-2020	0	0	0	196	0	12	7	215	210	5
2020-2021	1	1	0	107	28	7	3	145	268	-123
<b>Average</b>	<b>1</b>	<b>1</b>	<b>0</b>	<b>197</b>	<b>24</b>	<b>10</b>	<b>9</b>	<b>241</b>	<b>271</b>	<b>-30</b>



### Membership Composition June 2021 Cumulative



### Gender Composition June 2021 Cumulative

